

## Results of the IMO Video Meteor Network – July 2013

Sirko Molau, Abenstalstr. 13b, 84072 Seysdorf

2013/09/25

July was the month that all the video observers had eagerly waited for: After we seriously lag behind the results of the previous year in the first half of 2013, or achieved a similar result at best, we could clearly improve the outcome in July 2013. That was particularly thanks to the overwhelming observing conditions. A whopping 60 of 70 active video cameras managed to observe in twenty and still more than half of the cameras in twenty-five and more nights. Four Hungarian cameras (HUDEB, HOHOD, HUSOR, HUFUL) could even observe in all of July without a break.

There were plenty of nights where fifty cameras were operated in parallel, and the peak was reached on July 22 with sixty-one cameras. Hence, we obtained with almost 8,000 hours of effective observing time a plus of 15% compared to July 2012, which was already a great month. Regarding the number of meteors, the increase was even more than 25% to 35,000. That was not sufficient to make up leeway, but the gap to 2012 has at least become smaller.

These great statistics are also thanks to a new camera: Detlef Koschny has now provided all data back until February 2013 from ICC9. That's the camera operated at La Palma which we could visit during the IMC excursion last year. Currently this camera is the measure of all things, thanks to the perfect observing conditions at 2,000m altitude and the high sensitivity of the image-intensifier. Together with the twin-camera ICC7 at Tenerife it rocketed Detlef on top of the observing statistics. Let's see whether this still holds in the second half of the year, when we have the long and meteor-rich nights in Europe.



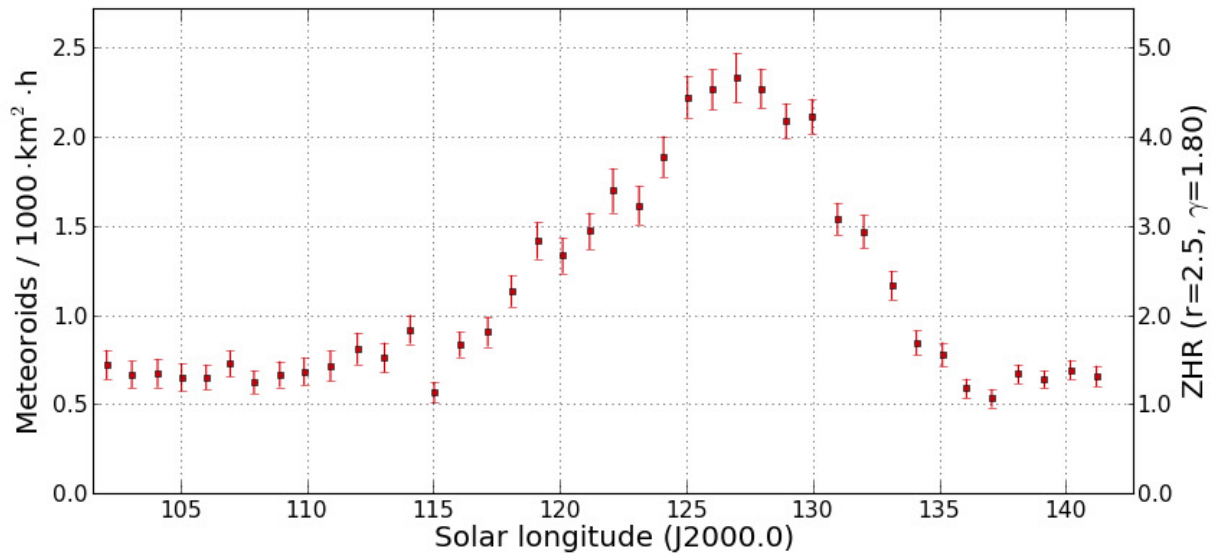
**Figure 1:** Visiting ICC9 on La Palma during the 2012 IMC.

In addition, Jakub Koukal has provided a first test observation to the IMO network. The renowned visual observer from the Czech Republic is now operating both a camera with UFOcapture and “SYLVIE” with MetRec. Jakub also plans to reactivate the camera of late Milos Weber.

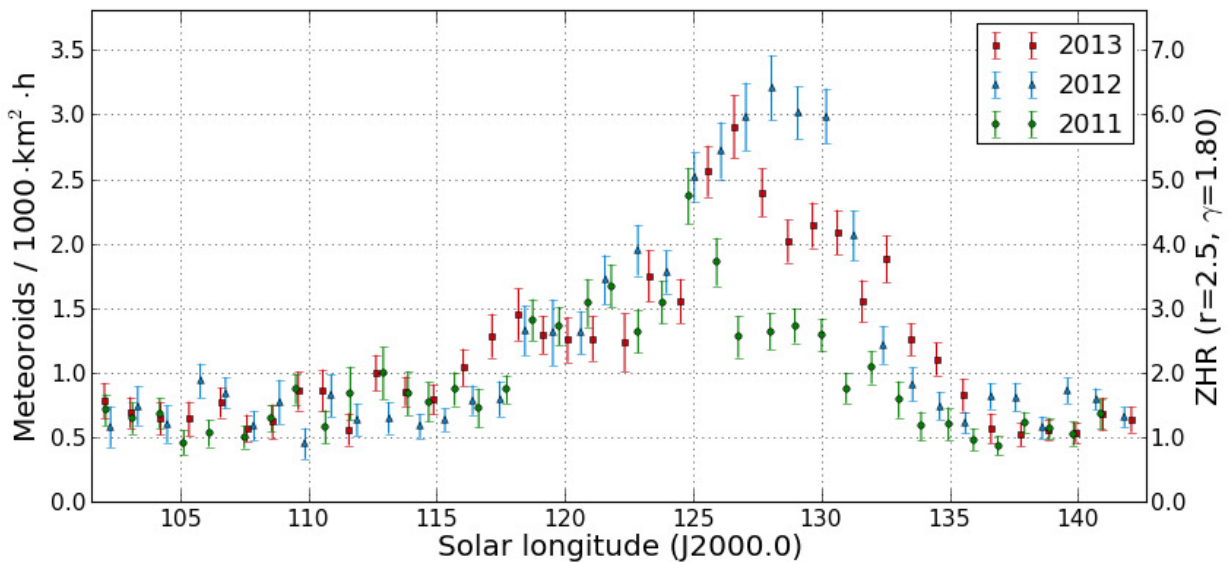
Let's now have a look at the meteor showers of July. The alpha Capricornids, the shower number one in the MDC list, was found in our 2012/13 analysis between 113° and 137° solar longitude. The flux density profile averaged over the last three years, which requires no more than a mouse click with the new MetRec Flux Viewer (<http://meteorflux.io>), is shown in figure 2. It shows indeed a profile that starts to emerge from the background at 114° and returns to it at 136° solar

longitude. The peak is reached somewhere between  $125^\circ$  and  $128^\circ$  and the activity profile is slightly asymmetric with a shallow increase followed by a steeper decrease.

But that's only half of the story: Last year we recognized that the activity profiles of 2011 and 2012 differed. Now we have an additional data set to confirm the result. We take the same flux viewer settings as before and only remove the tick to average the data, and so we obtain figure 3. We see that the 2013 profile is somewhere in between 2011 and 2012: Until a solar longitude of  $125^\circ$  all three profiles look similar. However, whereas activity starts to fall at this point in time in 2011, it further increased until  $127^\circ$  this year and even until  $128^\circ$  solar longitude last year. By  $136^\circ$ , all three profiles have reached the ground again. So you cannot always average the activity profiles as annual variations may get lost this way



**Figure 2:** Flux density profile of the alpha Capricornids, averaged over three years 2011-2013.

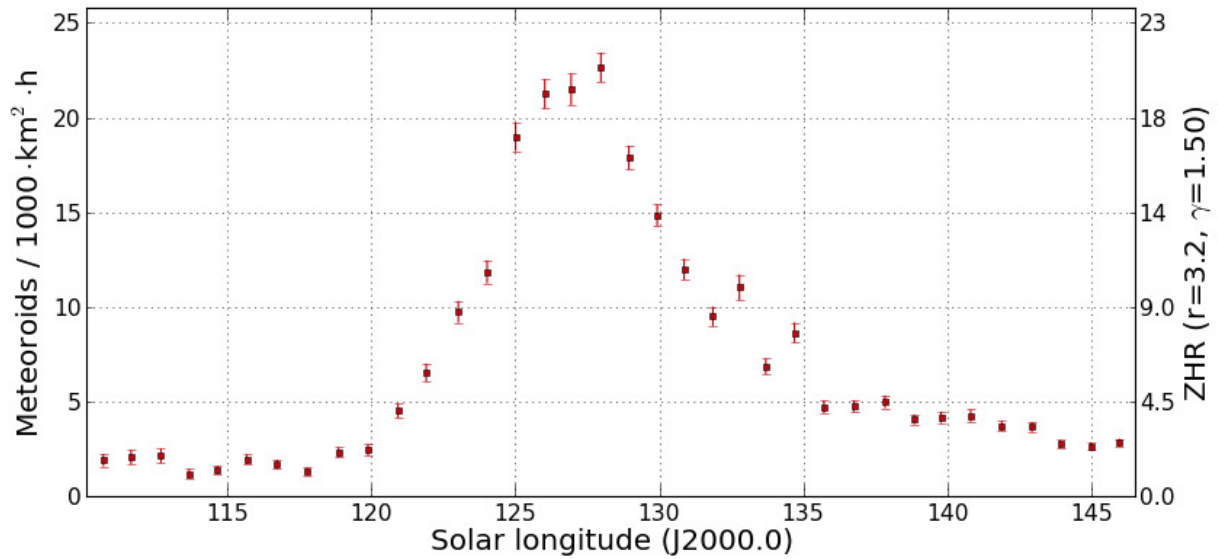


**Figure 3:** Flux density profile of the alpha Capricornids, shown independently for the three years 2011-2013.

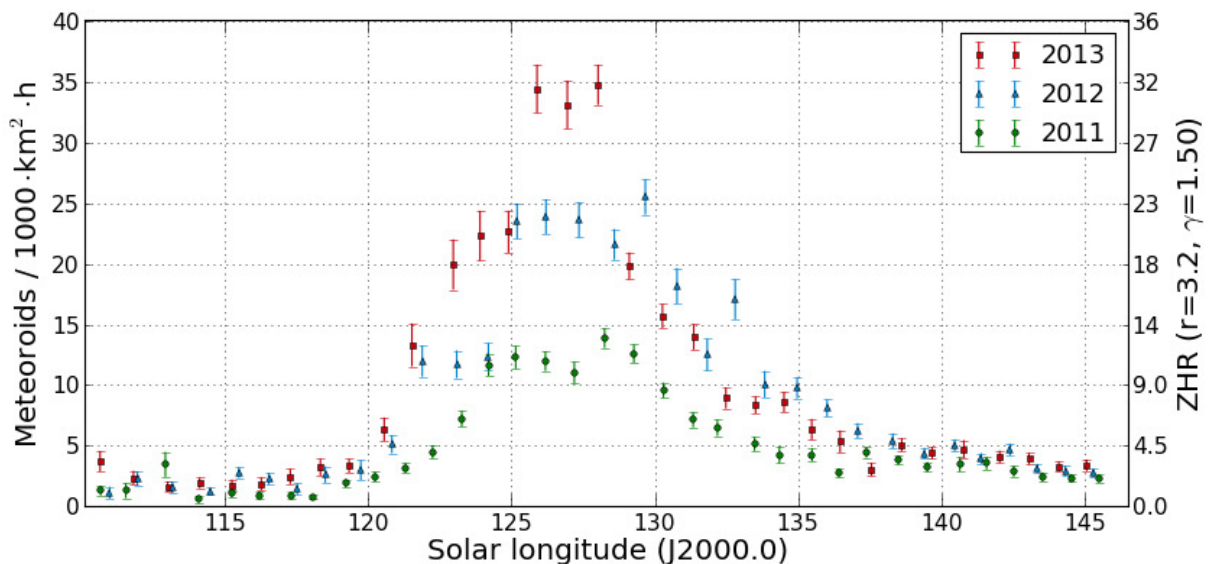
The case of the southern delta Aquariids is similar. Also here we found last year significant deviations between 2011 and 2012. The averaged profile from 2011 to 2013 (figure 4) shows an increase starting at roughly  $120^\circ$  solar longitude. After the peak at  $128^\circ$  solar longitude the activity falls almost as fast as it was rising before, but only until  $135^\circ$  solar longitude. Thereafter we see some remaining activity that can be traced until  $145^\circ$  at least.

The profiles of the individual years show an increase in peak activity from one year to the next (figure 5). Whereas maximum flux density in 2011 was measured as 13 meteoroids per 1,000 km<sup>2</sup> and hour, it was already 25 in the last year, and in this year even 35 meteoroids per 1,000 km<sup>2</sup> and hour!

Unfortunately, there is no IMO Quick Look Analysis from visual data available for this shower, but the eta Aquariids have confirmed, that such significant deviations can typically be confirmed by both observing techniques. We shall note, that the increase in ETA peak activity by a factor of two to three was not as unexpected as we reported just two months ago. At the Meteoroids conference in Poznan we learnt, that Japanese Mikiya Sato had predicted just days before the peak enhanced activity by about a factor of two on May 6, 2013, thanks to some 3,000 years old dust trails. What an excellent confirmation of his prediction, which was published so late as the author did apparently not fully trust his own calculations.



**Figure 4:** Flux density profile of the southern delta Aquariids, averaged over three years 2011-2013.



**Figure 5:** Flux density profile of the southern delta Aquariids, shown independently for the three years 2011-2013.

# 1. Observers

Code	Name	Place	Camera	FOV [°]	St.LM [mag]	Eff.CA [km <sup>2</sup> ]	Nights	Time [h]	Meteors	
BANPE BERER	Bánfalvi Berkó	Zalaegerszeg/HU Ludanyhalaszi/HU	HUVCSE01 (0.95/5)	2423	3.4	361	26	107.1	231	
			HULUD1 (0.8/3.8)	5542	4.8	3847	29	165.7	1410	
			HULUD2 (0.95/4)	3398	3.8	671	29	168.3	459	
BIRSZ BOMMA BREMA	Biro Bombardini Breukers	Agostyan/HU Faenza/IT Hengelo/NL	HULUD3 (0.95/4)	4357	3.8	876	14	76.3	119	
			HUAGO (0.75/4.5)	2427	4.4	1036	28	155.6	442	
			MARIO (1.2/4.0)	5794	3.3	739	22	88.8	545	
BRIBE	Klemt	Herne/DE Berg. Gladbach/DE	MBB3 (0.75/6)	2399	4.2	699	21	85.3	212	
			MBB4 (0.8/8)	1470	5.1	1208	23	84.2	165	
			HERMINE (0.8/6)	2374	4.2	678	27	117.0	361	
CASFL	Castellani	Monte Baldo/IT	KLEMOI (0.8/6)	2286	4.6	1080	27	107.3	405	
			BMH1 (0.8/6)	2350	5.0	1611	11	65.3	349	
			BMH2 (1.5/4.5)*	4243	3.0	371	24	109.5	366	
CRIST	Crivello	Valbrenna/IT	BILBO (0.8/3.8)	5458	4.2	1772	30	169.0	773	
			C3P8 (0.8/3.8)	5455	4.2	1586	30	152.8	597	
			STG38 (0.8/3.8)	5614	4.4	2007	30	181.5	1112	
ELTMA GONRU	Eltri Goncalves	Venezia/IT Tomar/PT	MET38 (0.8/3.8)	5631	4.3	2151	15	49.5	498	
			TEMPLAR1 (0.8/6)	2179	5.3	1842	25	145.7	638	
			TEMPLAR2 (0.8/6)	2080	5.0	1508	26	155.1	601	
GOVMI	Govedic	Sredisce ob Dr./SI	TEMPLAR3 (0.8/8)	1438	4.3	571	28	155.7	463	
			TEMPLAR4 (0.8/3.8)	4475	3.0	442	25	151.6	612	
			ORION2 (0.8/8)	1447	5.5	1841	30	171.2	680	
IGAAN	Igaz	Baja/HU Debrecen/HU Hodmezovasar./HU	ORION3 (0.95/5)	2665	4.9	2069	24	110.4	325	
			ORION4 (0.95/5)	2662	4.3	1043	26	120.8	456	
			HUBAJ (0.8/3.8)	5552	2.8	403	23	75.7	198	
JONKA KACJA	Jonas Kac	Budapest/HU Kamnik/SI Kostanjevec/SI	HUDEB (0.8/3.8)	5522	3.2	620	31	162.0	457	
			HUHOD (0.8/3.8)	5502	3.4	764	31	164.4	382	
			HUPOL (1.2/4)	3790	3.3	475	21	94.4	114	
KISSZ KOSDE	Kiss Koschny	Sulysap/HU Izana Obs./ES La Palma / ES	Budapest/HU	HUSOR (0.95/4)	2286	3.9	445	31	171.4	362
			Kamnik/SI	CVETKA (0.8/3.8)	4914	4.3	1842	24	123.4	766
			Kostanjevec/SI	METKA (0.8/12)*	715	6.4	640	5	32.1	100
KOUJA MACMA	Koukal Maciejewski	Ljubljana/SI Kamnik/SI Kromčfř/CZ Chelm/PL	Ljubljana/SI	ORION1 (0.8/8)	1402	3.8	331	22	68.6	84
			Kamnik/SI	REZIKA (0.8/6)	2270	4.4	840	26	132.9	966
			Kromčfř/CZ	STEFKA (0.8/3.8)	5471	2.8	379	26	126.5	616
KISSZ KOSDE	Kiss Koschny	Sulysap/HU Izana Obs./ES La Palma / ES	HUSUL (0.95/5)*	4295	3.0	355	29	144.8	166	
			ICC7 (0.85/25)*	714	5.9	1464	27	223.7	1820	
			ICC9 (0.85/25)*	683	6.7	2951	27	195.4	2634	
KOUJA MACMA	Koukal Maciejewski	Noordwijkerhout/NL Kromčfř/CZ Chelm/PL	LIC4 (1.4/50)*	2027	6.0	4509	9	20.5	107	
			Kromčfř/CZ	SYLVIE	4280	3.5	381	1	3.0	14
			Chelm/PL	PAV35 (1.2/4)	4383	2.5	253	24	73.2	144
MARGR MASMI MOLSI	Maravelias Maslov Molau	Lofoupoli/GR Novosibirsk/RU Seysdorf/DE	PAV36 (1.2/4)*	5732	2.2	227	25	109.4	337	
			PAV43 (0.95/3.75)*	2544	2.7	176	22	79.9	162	
			LOOMECON (0.8/12)	738	6.3	2698	13	67.2	322	
MORJO OTTMI PERZS PUCRC ROTEC SARAN	Morvai Otte Perkó Pucer Rothenberg	Fülöpszallas/HU Pearl City/US Becsehely/HU Nova vas nad Dra./SI Berlin/DE	NOVATEC (0.8/3.8)	5574	3.6	773	19	53.5	246	
			AVIS2 (1.4/50)*	1230	6.9	6152	25	118.7	1400	
			MINCAM1 (0.8/8)	1477	4.9	1084	29	151.5	506	
SCALE SCHHA SLAST STOEN	Scarpa Schremmer Slavec Stomeo	Alberoni/IT Niederkrüchten/DE Ljubljana/SI Scorze/IT	REMO1 (0.8/8)	1467	5.9	2837	27	109.2	980	
			REMO2 (0.8/8)	1478	6.3	4467	27	111.9	649	
			REMO3 (0.8/8)	1420	5.6	1967	24	96.9	201	
MORJO OTTMI PERZS PUCRC ROTEC SARAN	Morvai Otte Perkó Pucer Rothenberg	Fülöpszallas/HU Pearl City/US Becsehely/HU Nova vas nad Dra./SI Berlin/DE	HUFUL (1.4/5)	2522	3.5	532	31	186.8	407	
			ORIE1 (1.4/5.7)	3837	3.8	460	29	116.0	569	
			HUBEC (0.8/3.8)*	5498	2.9	460	27	151.4	929	
PUCRC ROTEC SARAN	Pucer Rothenberg Saraiva	Nova vas nad Dra./SI Berlin/DE Carnaxide/PT	MOBCAM1 (0.75/6)	2398	5.3	2976	25	125.6	624	
			ARMEFA (0.8/6)	2366	4.5	911	24	87.6	211	
			RO1 (0.75/6)	2362	3.7	381	20	109.0	364	
SCALE SCHHA SLAST STOEN	Scarpa Schremmer Slavec Stomeo	Alberoni/IT Niederkrüchten/DE Ljubljana/SI Scorze/IT	RO2 (0.75/6)	2381	3.8	459	23	152.9	475	
			SOFIA (0.8/12)	738	5.3	907	21	128.4	312	
			LEO (1.2/4.5)*	4152	4.5	2052	26	110.0	400	
SCALE SCHHA SLAST STOEN	Scarpa Schremmer Slavec Stomeo	Alberoni/IT Niederkrüchten/DE Ljubljana/SI Scorze/IT	DORAEMON (0.8/3.8)	4900	3.0	409	27	107.7	401	
			KAYAK1 (1.8/28)	563	6.2	1294	24	120.2	218	
			MIN38 (0.8/3.8)	5566	4.8	3270	29	150.6	1074	
SCALE SCHHA SLAST STOEN	Scarpa Schremmer Slavec Stomeo	Alberoni/IT Niederkrüchten/DE Ljubljana/SI Scorze/IT	NOA38 (0.8/3.8)	5609	4.2	1911	29	151.1	842	
			SCO38 (0.8/3.8)	5598	4.8	3306	27	141.6	1029	
			OND1 (1.4/50)*	2195	5.8	4595	1	3.7	43	
STORO STRJO	Štork Strunk	Ondrejov/CZ Herford/DE	MINCAM2 (0.8/6)	2362	4.6	1152	27	102.2	204	
			MINCAM3 (0.8/12)	2338	4.5	1199	24	83.6	289	
			MINCAM4 (1.0/2.6)	9791	2.7	552	25	79.6	163	
STORO STRJO	Štork Strunk	Ondrejov/CZ Herford/DE	MINCAM5 (0.8/6)	2349	5.0	1896	28	98.7	319	
			HUMOB (0.8/6)	2388	4.8	1607	30	154.3	789	
			FINEXCAM (0.8/6)	2337	5.5	3574	2	1.7	11	
ZELZO	Zelko	Budapest/HU	HUVCSE03 (1.0/4.5)	2224	4.4	933	5	17.3	50	
Sum							31	7983.9	35275	

\* active field of view smaller than video frame

## 2. Observing Times (h)

July	01	02	03	04	05	06	07	08	09	10	11	12	13	14	15
BANPE	4.6	5.2	0.9	3.1	-	-	0.4	3.1	4.5	3.1	2.7	3.2	4.0	2.8	-
BERER	5.7	5.7	5.8	5.8	3.3	5.8	4.6	5.8	5.9	5.9	5.5	6.0	-	4.3	-
	5.7	5.8	5.8	4.8	2.9	5.7	5.6	5.9	6.0	6.0	5.3	6.1	-	4.2	-
	-	-	-	-	-	-	-	-	-	-	-	-	-	-	-
BIRSZ	5.6	5.6	5.6	5.3	-	5.6	1.3	5.7	5.8	5.8	5.8	5.9	4.5	4.9	5.2
BOMMA	6.5	5.0	0.2	-	5.1	-	6.4	2.2	-	1.0	-	-	1.2	1.0	-
BREMA	3.9	-	-	1.7	4.7	-	-	4.6	4.9	2.5	4.9	-	3.8	5.1	5.2
	3.8	-	-	1.2	4.7	4.7	4.8	4.8	3.8	-	4.9	-	3.8	4.3	5.1
BRIBE	1.9	-	-	-	4.9	5.0	5.0	5.0	5.0	-	5.2	0.2	5.3	5.2	5.3
	4.6	-	2.5	-	5.1	5.1	5.1	5.1	2.7	0.7	3.0	5.2	5.2	-	5.2
CASFL	-	-	-	-	-	-	-	4.5	1.6	-	-	-	-	-	-
	5.2	0.7	3.7	5.8	-	0.9	1.5	4.4	1.3	1.3	-	-	1.4	4.7	4.0
CRIST	4.7	1.2	6.1	6.3	6.3	6.0	2.5	6.1	6.4	6.5	6.5	3.8	6.5	6.6	6.6
	5.0	0.7	4.8	6.3	6.3	5.8	4.2	6.5	6.5	5.4	2.7	0.2	4.6	6.6	6.6
	5.2	3.2	6.3	6.3	6.3	5.9	2.4	6.1	6.4	6.5	6.5	4.3	6.4	6.6	6.6
ELTMA	-	-	-	-	-	-	-	-	-	-	-	-	-	-	-
GONRU	-	7.2	7.3	7.3	7.2	7.4	7.4	7.4	7.4	2.0	-	-	2.7	3.8	6.0
	-	7.3	7.3	7.4	7.4	7.4	7.4	7.4	7.4	1.9	0.4	-	6.6	3.9	6.6
	-	7.2	7.1	7.1	7.2	7.3	7.3	7.1	7.3	1.5	-	-	5.5	2.6	2.4
	0.8	7.2	7.3	7.4	7.4	7.4	7.4	7.4	7.4	1.7	0.6	-	6.2	3.8	6.4
GOVMI	5.6	6.2	5.3	6.2	5.4	-	1.2	6.2	6.0	5.5	6.0	6.4	3.5	6.4	6.4
	-	-	-	-	4.5	-	-	5.7	5.5	2.0	2.6	5.6	2.5	6.0	5.4
	5.0	6.0	4.1	5.8	-	-	-	-	6.1	2.4	1.9	4.9	2.5	6.0	5.0
IGAAN	2.3	-	3.4	6.1	-	-	5.5	3.9	4.3	5.3	5.6	4.7	6.5	4.8	6.2
	5.8	5.8	5.7	5.9	4.5	5.4	5.9	5.9	5.3	5.8	6.1	6.1	2.1	3.6	1.5
	5.1	5.3	6.1	6.1	1.6	3.1	4.5	4.7	3.7	5.6	5.8	6.4	4.0	5.6	4.7
	5.6	4.4	3.7	-	-	1.3	-	-	-	1.4	1.7	-	-	1.2	-
JONKA	5.9	5.9	6.0	5.9	2.8	4.4	5.1	6.0	6.1	6.1	6.2	6.2	4.1	6.2	5.4
KACJA	6.0	5.9	5.7	5.0	4.1	-	-	6.2	1.2	1.4	-	3.9	-	-	1.1
	-	-	-	-	-	-	-	-	-	-	-	5.9	-	6.4	-
	3.9	4.0	3.3	-	1.8	-	-	5.0	-	-	-	1.2	1.8	1.5	0.7
	6.3	6.3	6.2	5.9	3.6	-	0.2	6.4	1.6	1.5	-	3.8	-	6.7	1.3
	6.1	6.2	5.5	4.3	3.3	-	0.3	6.4	0.9	0.7	-	3.3	-	6.7	0.9
KISSZ	-	4.5	4.6	5.2	2.9	6.0	2.5	6.1	4.6	5.4	6.2	6.2	3.5	3.6	3.7
KOSDE	8.3	6.3	8.3	8.2	8.3	-	8.3	8.3	8.4	8.4	8.4	8.4	8.4	8.4	8.4
	7.2	8.0	8.4	8.0	8.2	8.0	6.8	7.8	7.4	8.1	8.1	7.6	8.3	8.4	8.2
	-	-	-	-	3.3	-	-	2.3	-	-	-	0.3	3.0	1.8	2.2
KOUJA	3.0	-	-	-	-	-	-	-	-	-	-	-	-	-	-
MACMA	1.0	0.7	2.3	1.8	0.3	2.9	2.0	5.2	5.5	-	-	-	-	-	4.4
	5.2	5.2	5.4	4.1	4.1	5.3	5.0	5.6	5.4	0.4	-	2.5	-	1.4	4.7
	5.0	4.9	4.8	3.0	3.6	4.6	4.5	4.9	4.6	-	-	-	-	-	3.6
MARGR	7.2	3.8	7.1	5.6	4.6	-	5.0	5.8	6.4	3.9	4.8	5.6	-	5.1	2.3
MASMI	-	2.8	-	-	2.4	2.7	0.1	1.9	-	3.3	-	3.5	3.6	3.6	3.7
MOLSI	2.3	-	-	-	-	3.0	4.2	4.8	4.9	4.8	5.0	5.0	5.1	5.1	5.2
	4.8	-	-	1.2	5.5	5.4	5.3	5.5	5.8	5.5	5.9	6.0	6.0	5.7	6.1
	-	2.4	4.3	2.3	4.4	4.5	4.7	4.6	4.7	2.8	4.9	3.8	4.8	4.5	4.9
	-	2.8	4.5	2.6	4.6	4.6	4.7	4.7	4.8	2.9	4.9	3.9	5.0	4.5	5.1
	-	1.1	3.3	-	4.1	4.2	4.3	3.2	4.0	2.5	4.2	3.9	5.0	4.1	5.1
MORJO	6.0	6.1	6.1	6.1	5.6	6.1	6.2	6.1	6.2	6.1	6.3	6.2	5.6	6.3	6.4
OTTMI	5.4	4.8	6.1	2.7	3.0	2.9	2.2	5.4	5.9	6.4	3.4	5.1	4.6	5.9	5.0
PERZS	6.1	6.1	6.2	6.2	3.0	-	2.6	5.7	5.3	6.2	6.3	6.4	4.2	6.3	6.2
PUCRC	6.0	5.2	-	6.3	3.5	1.7	-	6.4	6.1	1.3	0.2	4.7	-	4.9	2.7
ROTEC	-	0.7	1.2	0.8	4.3	4.5	4.5	4.5	4.6	1.3	0.6	2.7	4.6	3.5	4.7
SARAN	-	7.5	7.5	6.2	6.4	2.7	3.9	-	3.5	-	-	-	-	-	7.4
	-	7.2	7.2	7.3	7.3	7.3	7.3	7.3	7.4	-	-	-	-	-	7.5
	-	7.1	7.2	7.1	7.2	2.7	-	7.3	7.3	-	-	-	-	-	7.1
SCALE	4.0	4.3	-	0.4	1.6	2.2	3.2	5.6	3.5	1.9	-	-	-	6.2	3.4
SCHHA	4.1	-	-	0.5	4.9	5.2	5.3	5.2	5.5	0.2	5.2	-	5.4	4.7	5.5
SLAST	5.3	5.5	5.1	5.4	4.7	2.6	-	5.7	5.9	1.4	-	2.9	3.7	6.0	5.0
STOEN	6.2	5.7	-	5.5	1.9	6.2	3.8	6.6	4.0	3.2	-	0.6	0.8	6.5	2.4
	6.2	4.6	0.2	5.7	2.1	5.6	4.0	6.6	5.0	2.3	-	-	1.2	5.7	2.5
	6.3	5.4	-	6.2	1.9	5.7	3.5	6.7	5.1	2.5	-	0.6	1.4	6.4	3.0
STORO	-	3.7	-	-	-	-	-	-	-	-	-	-	-	-	-
STRJO	1.1	-	-	-	3.9	3.9	3.8	4.0	4.0	2.5	3.2	4.2	3.8	4.2	4.4
	0.8	-	-	-	3.7	3.9	2.1	3.9	2.0	2.3	2.8	-	3.7	4.0	4.3
	0.2	-	-	-	3.8	4.0	3.8	4.0	4.1	2.4	2.5	3.9	3.8	1.6	4.4
	0.8	-	-	-	3.8	3.9	4.0	4.0	4.1	2.4	3.0	4.2	3.8	3.8	4.4
TEPIS	5.5	5.5	5.5	4.8	-	5.7	2.1	5.4	5.8	5.8	5.8	5.9	3.9	5.4	5.3
YRJIL	-	-	-	-	-	-	-	-	-	-	-	-	-	-	-
ZELZO	-	-	-	-	-	-	-	-	-	2.3	-	4.2	-	-	5.4
Sum	228.8	239.9	231.0	240.2	239.3	222.2	215.7	326.6	292.8	188.0	181.6	201.6	197.9	269.1	274.4

July	16	17	18	19	20	21	22	23	24	25	26	27	28	29	30	31
BANPE	5.3	6.5	6.3	5.5	4.1	6.7	6.7	5.2	0.6	4.7	4.0	6.5	6.9	0.5	-	-
BERER	6.1	5.4	4.1	6.3	5.4	6.3	6.3	6.4	4.3	6.5	6.6	6.7	6.8	4.6	6.9	6.9
	6.2	4.8	4.5	6.3	5.6	6.4	6.4	6.4	6.6	6.7	6.7	6.8	6.8	4.7	6.6	7.0
	4.3	-	1.0	6.3	4.1	6.4	6.4	6.4	6.6	6.5	6.7	5.8	6.8	3.5	5.5	-
BIRSZ	6.0	6.1	-	6.2	5.5	6.3	6.3	5.2	4.8	6.3	3.6	6.6	6.6	-	6.7	6.8
BOMMA	-	-	6.6	-	3.2	3.5	2.4	2.6	5.7	3.4	7.2	5.6	6.2	7.5	3.7	2.6
BREMA	-	5.3	5.3	-	5.5	5.5	4.1	1.6	-	4.2	4.2	1.6	3.4	3.3	-	-
	0.4	5.3	5.3	0.8	5.4	5.5	1.0	-	-	2.7	3.4	1.4	3.6	3.5	-	-
BRIBE	4.8	5.5	5.5	5.4	5.6	5.7	4.0	2.4	4.8	5.2	3.5	3.5	3.3	3.1	0.9	5.8
	5.4	4.0	5.4	5.4	5.3	5.4	2.5	1.7	2.3	3.6	3.2	3.6	3.6	-	0.2	6.2
CASFL	-	-	-	-	-	-	-	4.4	4.7	6.7	7.2	7.1	6.9	7.1	7.5	7.6
	-	6.2	6.5	4.4	-	-	1.7	-	5.8	7.0	7.1	7.1	7.1	7.1	7.1	7.3
CRIST	6.3	4.8	-	5.8	4.8	6.8	2.7	5.7	1.9	6.2	6.6	6.8	7.1	6.8	7.3	7.3
	5.2	6.7	-	5.3	6.8	6.9	5.2	3.3	0.2	3.5	7.0	7.1	1.6	7.2	7.3	7.3
	6.2	6.7	-	6.8	6.8	6.9	4.6	6.4	3.2	6.4	6.4	7.1	7.2	7.2	7.3	7.3
ELTMA	-	3.3	2.4	3.0	1.9	2.5	2.0	2.6	1.4	3.8	3.6	3.4	4.7	4.8	5.2	4.9
GONRU	3.5	1.3	4.5	-	-	6.8	6.8	7.5	1.5	7.6	-	3.5	8.0	7.9	7.8	5.9
	3.4	1.3	4.6	-	-	7.5	7.1	7.5	1.6	7.6	-	6.0	8.1	8.1	8.1	5.8
	3.0	0.9	3.0	6.4	6.8	6.8	7.2	7.7	1.7	7.8	0.6	5.9	7.5	7.8	7.7	5.3
	3.5	-	4.3	-	-	7.0	7.1	7.5	-	7.6	-	5.7	8.1	8.1	8.0	6.3
GOVMI	6.4	6.5	6.5	6.5	1.1	6.5	6.5	6.6	6.6	6.7	6.9	6.9	6.9	2.5	7.1	4.7
	6.3	2.3	6.3	5.6	0.4	6.3	6.3	5.3	2.9	5.8	-	6.9	6.9	0.8	5.9	2.6
	6.0	6.0	5.1	2.7	-	5.1	4.5	2.5	3.5	5.5	5.2	6.4	6.4	1.7	6.1	4.4
IGAAN	4.8	3.5	6.1	0.8	-	-	0.3	0.2	-	-	0.2	0.3	0.3	-	0.2	0.4
	3.6	3.8	3.4	6.2	6.2	6.2	3.4	5.9	6.4	6.1	6.5	3.0	6.7	6.7	6.6	5.9
	6.5	6.2	5.3	6.2	1.3	6.4	6.5	6.8	6.1	6.4	5.6	7.0	7.0	2.7	5.7	6.4
	1.4	-	-	6.2	1.8	6.3	6.4	5.9	6.5	6.1	6.0	6.6	6.6	1.6	6.8	6.9
JONKA	6.4	6.4	2.6	2.4	1.8	6.6	6.6	6.6	6.7	6.8	6.4	6.9	6.9	3.1	5.8	7.1
KACJA	6.3	6.1	6.5	6.6	-	6.5	6.5	6.6	2.2	6.5	6.1	6.9	6.9	2.2	7.0	-
	-	6.4	-	-	-	6.6	6.8	-	-	-	-	-	-	-	-	-
	3.6	4.5	4.3	4.2	-	4.2	3.9	3.8	0.7	4.9	3.5	-	-	0.9	5.0	1.9
	6.7	6.6	6.7	6.8	-	6.6	6.8	6.9	1.7	6.0	4.1	7.0	7.1	2.7	7.4	-
	6.6	6.3	6.8	6.6	-	6.6	6.8	6.9	1.8	5.2	5.0	7.1	7.2	1.9	7.1	-
KISSZ	5.8	1.0	-	6.1	2.4	5.3	6.3	6.2	6.6	6.3	6.5	6.1	6.7	1.6	6.1	6.8
KOSDE	8.5	8.5	-	-	8.5	8.5	8.5	8.6	8.6	8.6	8.7	8.7	8.7	5.7	-	8.8
	8.6	8.5	8.4	8.1	-	5.3	-	-	2.9	-	3.9	4.7	5.4	6.5	7.0	7.6
	-	-	-	-	-	-	-	-	-	-	-	-	2.8	4.0	-	0.8
KOUJA	-	-	-	-	-	-	-	-	-	-	-	-	-	-	-	-
MACMA	0.9	5.9	5.5	0.2	1.8	3.7	3.2	-	-	4.5	2.7	3.6	6.6	6.4	0.2	1.9
	0.7	6.0	5.7	-	3.2	4.5	5.2	-	-	5.3	3.8	5.7	6.1	6.4	-	2.5
	0.4	4.6	4.7	-	1.7	3.0	2.4	-	-	2.6	2.9	4.9	4.0	3.8	-	1.4
MARGR	-	-	-	-	-	-	-	-	-	-	-	-	-	-	-	-
MASMI	-	3.2	-	2.5	4.1	1.5	-	3.5	2.9	-	-	2.0	-	-	1.1	5.1
MOLSI	5.2	5.3	4.7	5.3	5.4	5.4	5.5	-	4.0	5.4	4.4	5.7	5.2	-	1.7	6.1
	6.1	5.8	5.0	6.1	6.3	6.4	6.4	0.2	5.6	5.6	5.7	6.4	5.9	1.3	3.1	6.9
	4.9	5.0	5.1	1.2	5.2	5.3	5.2	5.3	-	4.1	0.2	5.6	-	-	1.7	2.8
	5.1	5.1	5.3	1.2	5.3	5.4	5.3	5.4	-	3.2	0.2	5.8	-	-	2.0	3.0
	4.8	4.9	5.3	-	5.4	5.4	5.5	5.6	-	4.1	-	3.4	-	-	1.5	2.0
MORJO	6.4	6.4	4.5	6.5	1.8	6.6	6.8	6.4	6.5	6.4	6.6	6.9	6.9	2.5	7.1	7.1
OTTMI	4.3	4.1	3.3	3.9	2.8	1.6	1.7	0.2	3.4	0.2	4.5	-	5.9	3.8	-	7.5
PERZS	6.6	6.6	6.6	6.2	2.6	6.8	6.3	6.4	-	-	-	4.7	4.8	2.9	7.2	6.9
PUCRC	5.2	5.6	-	4.3	5.7	6.1	6.1	6.1	-	-	5.9	7.1	7.2	2.7	7.3	7.3
ROTEC	4.7	4.1	5.1	3.5	-	5.2	5.1	5.2	-	4.4	-	5.2	-	-	2.6	-
SARAN	7.4	-	4.6	6.1	-	6.9	4.4	-	2.8	7.8	0.2	-	7.7	8.2	0.9	6.9
	7.5	-	5.6	6.6	4.2	7.5	6.6	6.4	3.2	7.8	0.3	-	7.6	7.9	8.0	7.9
	7.5	-	5.7	6.1	-	5.3	4.5	5.7	2.3	7.5	0.3	-	7.5	8.0	7.3	7.7
SCALE	6.5	6.2	5.8	-	1.0	5.8	4.5	4.8	1.7	6.9	5.5	4.9	6.6	5.2	2.4	5.9
SCHHA	4.0	3.1	5.8	5.8	5.8	5.9	3.7	-	4.5	2.3	3.7	1.5	3.1	2.0	0.4	4.4
SLAST	6.1	6.0	5.9	5.5	-	-	-	3.1	-	5.3	3.5	6.3	6.3	-	6.2	6.8
STOEN	6.7	6.3	6.9	6.8	2.9	5.6	3.8	5.5	2.3	7.0	7.0	7.3	7.3	6.6	7.6	7.6
	5.9	5.8	6.9	6.6	2.7	5.9	3.8	7.2	3.3	7.2	7.2	7.3	7.4	7.0	7.6	7.6
	-	6.2	6.8	6.9	3.3	6.2	4.1	7.3	4.2	-	7.2	7.2	6.7	6.7	6.5	7.6
STORO	-	-	-	-	-	-	-	-	-	-	-	-	-	-	-	-
STRJO	4.5	4.6	4.6	1.8	4.7	4.8	4.9	4.7	3.3	5.0	4.8	3.2	3.5	4.6	0.2	-
	3.9	3.1	-	-	3.4	4.7	3.6	5.0	3.2	5.1	4.6	3.5	3.0	4.9	-	2.1
	4.5	4.6	4.7	1.6	4.7	4.8	2.4	3.9	0.7	3.9	3.6	0.5	-	-	-	1.2
	4.5	4.6	4.5	1.5	4.7	4.8	4.9	4.1	2.1	5.0	3.1	3.2	2.9	4.4	0.2	2.0
TEPIS	6.0	6.0	0.3	6.1	6.2	6.1	6.2	5.9	4.2	5.5	2.7	5.7	6.3	1.9	6.6	6.2
YRJIL	-	-	-	-	-	-	-	-	-	-	-	0.3	1.4	-	-	-
ZELZO	-	-	-	-	-	-	3.6	-	-	-	-	-	-	1.8	-	-
Sum	287.4	285.8	266.2	251.2	195.2	343.1	302.3	277.2	181.1	317.0	252.8	310.2	342.7	246.4	277.2	299.0



### 3. Results (Meteors)

July	01	02	03	04	05	06	07	08	09	10	11	12	13	14	15
BANPE	6	11	2	8	-	-	2	8	8	5	5	6	6	6	-
BERER	59	51	34	38	6	40	22	51	35	28	37	32	-	17	-
	13	11	14	7	1	10	8	11	14	11	15	18	-	7	-
	-	-	-	-	-	-	-	-	-	-	-	-	-	-	-
BIRSZ	15	20	9	9	-	8	3	12	13	13	16	12	10	9	23
BOMMA	28	21	1	-	24	-	23	3	-	4	-	-	5	4	-
BREMA	5	-	-	8	8	-	-	9	13	7	5	-	7	6	15
	6	-	-	1	6	10	13	9	6	-	8	-	8	3	11
BRIBE	3	-	-	-	10	18	18	7	10	-	8	1	19	11	22
	15	-	4	-	10	17	19	12	4	2	14	13	22	-	19
CASFL	-	-	-	-	-	-	-	5	2	-	-	-	-	-	-
	4	2	12	10	-	1	5	7	4	1	-	-	6	9	13
CRIST	20	5	24	31	23	15	14	18	33	26	36	7	22	25	32
	23	4	7	24	17	12	14	14	17	7	13	1	5	27	21
	26	7	34	30	43	22	10	20	29	23	30	7	27	45	35
ELTMA	-	-	-	-	-	-	-	-	-	-	-	-	-	-	-
GONRU	-	34	31	28	23	16	5	30	24	3	-	-	22	14	11
	-	32	31	22	21	26	20	24	21	3	2	-	11	5	16
	-	13	23	14	14	17	14	18	10	2	-	-	9	5	2
	1	16	36	28	21	17	14	15	13	3	1	-	13	3	10
GOVMI	13	23	10	29	14	-	3	19	13	12	11	14	15	19	16
	-	-	-	-	4	-	-	6	5	6	9	15	12	9	8
	8	22	9	18	-	-	-	-	14	9	12	11	8	14	14
IGAAN	11	-	12	16	-	-	8	9	13	11	14	11	14	8	18
	14	9	12	11	7	8	7	15	14	12	11	25	2	11	8
	6	13	12	11	1	9	6	10	6	5	10	13	12	6	10
	7	3	4	-	-	2	-	-	-	1	1	-	-	2	-
JONKA	10	15	10	9	6	8	5	3	11	5	20	12	5	8	14
KACJA	22	28	15	14	9	-	-	22	3	2	-	15	-	-	4
	-	-	-	-	-	-	-	-	-	-	-	16	-	20	-
	2	2	2	-	1	-	-	2	-	-	-	2	5	1	2
	48	48	21	27	20	-	1	48	5	3	-	16	-	55	8
	13	30	8	15	15	-	1	25	5	1	-	5	-	27	3
KISSZ	-	2	4	2	5	3	2	4	3	3	4	3	3	4	4
KOSDE	66	21	61	46	68	-	60	45	46	53	63	69	59	59	54
	87	77	110	99	116	128	99	88	76	93	102	90	103	110	119
	-	-	-	-	9	-	-	8	-	-	-	2	12	8	7
KOUJA	14	-	-	-	-	-	-	-	-	-	-	-	-	-	-
MACMA	6	4	8	3	1	7	2	14	5	-	-	-	-	-	6
	18	16	19	13	7	13	12	12	9	1	-	1	-	1	10
	8	5	7	4	7	4	5	5	5	-	-	-	-	-	8
MARGR	26	17	30	31	23	-	19	26	31	19	27	25	-	28	20
MASMI	-	7	-	-	6	10	15	10	-	14	-	18	13	16	26
MOLSI	28	-	-	-	-	42	44	72	54	44	69	61	55	37	78
	10	-	-	1	11	13	12	9	11	10	17	15	15	9	26
	-	7	32	6	22	47	46	32	40	33	46	49	21	54	67
	-	9	24	6	22	34	35	34	33	19	29	30	21	33	40
	-	1	5	-	3	9	4	7	16	8	10	7	7	8	16
MORJO	9	13	9	9	8	7	9	10	10	5	14	12	15	6	7
OTTMI	21	17	16	16	21	19	5	12	17	16	14	24	18	22	17
PERZS	35	38	30	36	4	-	4	21	24	30	22	37	25	37	37
PUCRC	20	14	-	22	10	7	-	26	22	5	1	14	-	23	20
ROTEC	-	1	1	2	6	12	15	12	10	2	1	4	11	4	13
SARAN	-	14	15	7	11	7	12	-	13	-	-	-	-	-	13
	-	17	19	15	13	10	8	14	11	-	-	-	-	-	15
	-	8	17	18	4	10	-	7	7	-	-	-	-	-	19
SCALE	2	7	-	1	8	7	6	12	6	1	-	-	-	21	7
SCHHA	5	-	-	1	7	21	23	18	17	2	10	-	24	14	25
SLAST	5	12	4	9	13	2	-	5	12	1	-	1	2	12	9
STOEN	25	17	-	38	8	33	16	44	13	7	-	1	8	31	8
	10	14	1	27	10	21	23	38	12	3	-	-	5	25	3
	21	27	-	45	17	23	11	40	19	6	-	1	10	35	11
STORO	-	43	-	-	-	-	-	-	-	-	-	-	-	-	-
STRJO	1	-	-	-	5	10	7	4	9	4	4	6	7	5	16
	3	-	-	-	6	6	6	4	3	5	3	-	8	4	13
	1	-	-	-	3	12	11	8	6	4	3	6	4	1	9
	1	-	-	-	8	16	15	16	13	5	2	11	13	9	20
TEPIS	24	25	22	22	-	20	9	23	25	21	28	19	11	7	31
YRJIL	-	-	-	-	-	-	-	-	-	-	-	-	-	-	-
ZELZO	-	-	-	-	-	-	-	-	-	5	-	15	-	-	17
Sum	824	853	811	887	766	809	770	1112	923	624	747	773	735	999	1126

July	16	17	18	19	20	21	22	23	24	25	26	27	28	29	30	31
BANPE	14	9	18	8	6	8	8	13	1	15	8	22	25	3	-	-
BERER	57	20	12	44	35	49	53	44	45	55	62	66	106	44	119	149
	20	7	3	15	16	22	20	18	30	15	23	17	23	18	36	36
	11	-	1	7	3	3	5	11	10	8	5	12	23	9	11	-
BIRSZ	20	17	-	19	11	18	13	14	8	14	8	26	27	-	40	35
BOMMA	-	-	14	-	10	16	3	18	35	29	60	55	37	78	43	34
BREMA	-	18	19	-	14	10	10	2	-	10	13	5	9	19	-	-
	1	9	9	2	10	10	3	-	-	5	7	1	7	20	-	-
BRIBE	11	8	17	18	23	22	8	10	13	19	9	20	8	12	2	34
	22	17	19	26	16	20	14	10	4	13	9	19	11	-	1	53
CASFL	-	-	-	-	-	-	-	14	28	33	38	27	32	52	63	55
	-	9	10	6	-	-	7	-	15	24	20	24	27	50	48	52
CRIST	24	12	-	9	11	21	2	10	4	27	36	37	34	61	85	69
	15	10	-	15	23	19	11	9	1	19	28	33	1	60	69	78
	33	30	-	28	39	46	11	35	15	36	47	63	57	73	99	112
ELTMA	-	33	19	28	13	16	14	17	12	33	28	30	50	67	71	67
GONRU	7	1	6	-	-	10	26	48	6	54	-	11	57	78	78	15
	7	3	7	-	-	10	15	31	1	41	-	27	79	61	47	38
	6	1	2	7	25	16	21	34	2	23	3	19	43	58	45	17
	8	-	7	-	-	9	21	35	-	49	-	31	69	68	83	41
GOVMI	33	23	42	23	2	31	22	24	11	23	38	45	41	9	61	41
	16	6	15	10	1	16	14	18	17	19	-	27	28	3	44	17
	18	13	14	7	-	16	19	17	17	19	26	27	30	6	56	32
IGAAN	11	9	17	4	-	-	2	1	-	-	1	2	2	-	1	3
	6	8	2	13	18	21	10	17	22	20	18	7	25	35	39	30
	9	8	9	7	5	13	21	16	14	18	14	24	30	8	27	29
	3	-	-	8	1	2	6	5	4	5	2	9	13	1	21	14
JONKA	11	6	4	8	7	8	10	15	14	13	10	19	24	7	29	36
KACJA	53	38	42	32	-	38	45	38	7	44	39	65	75	12	104	-
	-	32	-	-	-	16	16	-	-	-	-	-	-	-	-	-
	4	3	5	4	-	1	11	4	1	5	6	-	-	1	10	10
	62	65	40	46	-	55	39	34	3	33	14	57	82	15	121	-
	33	22	24	17	-	29	27	26	4	38	27	45	72	5	99	-
KISSZ	8	3	-	5	2	5	6	3	9	9	5	9	20	6	17	13
KOSDE	77	73	-	-	90	82	42	47	94	105	97	98	101	77	-	67
	121	120	118	138	-	116	-	-	43	-	38	61	59	84	117	122
	-	-	-	-	-	-	-	-	-	-	-	-	32	27	-	2
KOUJA	-	-	-	-	-	-	-	-	-	-	-	-	-	-	-	-
MACMA	1	11	4	1	3	5	6	-	-	8	2	7	19	17	1	3
	1	9	16	-	14	16	19	-	-	15	10	23	29	40	-	13
	4	5	12	-	8	5	7	-	-	9	7	15	15	15	-	2
MARGR	-	-	-	-	-	-	-	-	-	-	-	-	-	-	-	-
MASMI	-	5	-	18	24	2	-	5	8	-	-	4	-	-	4	41
MOLSI	74	42	51	62	39	44	35	-	31	48	59	80	96	-	12	143
	27	13	14	20	23	25	23	1	25	17	28	43	25	5	11	47
	37	29	61	5	53	61	61	49	-	32	1	61	-	-	8	20
	24	12	37	1	54	33	29	29	-	8	1	40	-	-	8	4
	3	5	15	-	17	16	10	13	-	6	-	6	-	-	4	5
MORJO	14	10	2	9	4	20	15	17	17	15	12	22	27	7	39	34
OTTMI	18	12	15	29	14	10	15	1	30	1	35	-	49	38	-	47
PERZS	40	44	45	17	17	35	29	17	-	-	-	32	54	18	96	105
PUCRC	27	29	-	9	14	22	27	27	-	-	28	25	46	15	88	83
ROTEC	11	2	18	7	-	17	6	14	-	10	-	19	-	-	13	-
SARAN	18	-	11	15	-	18	13	-	9	27	1	-	57	42	2	59
	21	-	8	22	5	19	13	23	6	31	1	-	46	58	55	45
	16	-	8	12	-	13	12	4	4	24	1	-	31	37	36	24
SCALE	17	19	19	-	5	18	16	11	12	28	19	26	32	39	19	42
SCHHA	19	6	22	29	23	28	5	-	17	6	12	8	14	6	1	38
SLAST	10	11	14	4	-	-	-	2	-	5	3	10	18	-	31	23
STOEN	28	38	45	49	18	30	20	21	15	46	38	45	73	111	130	118
	13	25	25	30	11	19	15	17	24	42	37	45	57	90	98	102
	-	35	45	42	17	49	27	29	34	-	61	57	65	92	94	116
STORO	-	-	-	-	-	-	-	-	-	-	-	-	-	-	-	-
STRJO	6	6	5	1	14	13	6	3	4	14	19	6	13	15	1	-
	8	5	-	-	22	34	10	14	10	27	25	11	16	35	-	11
	8	3	10	1	11	11	9	7	5	7	14	1	-	-	-	8
	10	11	28	3	21	22	9	7	1	12	11	7	6	25	1	16
TEPIS	32	26	2	27	28	35	33	24	12	36	22	41	43	8	54	79
YRJIL	-	-	-	-	-	-	-	-	-	-	-	1	10	-	-	-
ZELZO	-	-	-	-	-	-	9	-	-	-	-	-	-	4	-	-
Sum	1208	1046	1027	967	840	1394	1034	973	754	1347	1186	1675	2200	1844	2492	2529